

Virtual College Night

Saunders High School

Class of 2021

Wednesday, September 23, 2020

6:30 – 8:00 PM

College
Just Ahead





PRESENTERS

ANGELO PETRINO

ASSISTANT PRINCIPAL

APETRINO@YONKERSPUBLICSCHOOLS.ORG

ANNE TALONE

SCHOOL COUNSELOR

ATALONE@YONKERSPUBLICSCHOOLS.ORG

SERENA RODRIGUEZ

YPIE COUNSELOR

SRODRIGUEZ@YPIE.ORG



WHAT WILL BE DISCUSSED

- Families will be introduced to the college application process.
- Families will understand the expectations of students in senior year.





NYS DIPLOMA REQUIREMENTS

Subject	Min. Number of Credits
English	4
Social Studies	4
Science	3
Mathematics	3
Language other than English	1
Art	1
Physical Education	2
Health	0.5
Electives	3.5
TOTAL	22





GRADUATING FROM SAUNDERS HS

- Students **MUST**:
 1. **COMPLETE** all program courses for their assigned magnet
 2. **COMPLETE** a Senior exit project
 3. **TAKE** And **PASS** an NYS approved Industry exam.





SENIOR GRADES

- Commit yourself to making senior year your best **academic year**.
- Have good **attendance**
- No **disciplinary** issues
- Work on your **Senior Exit Project**




TIPS FOR BEATING SENIORITIS

1. Take care of yourself.

2. Stay organized.

3. Get motivated.

4. Be realistic.

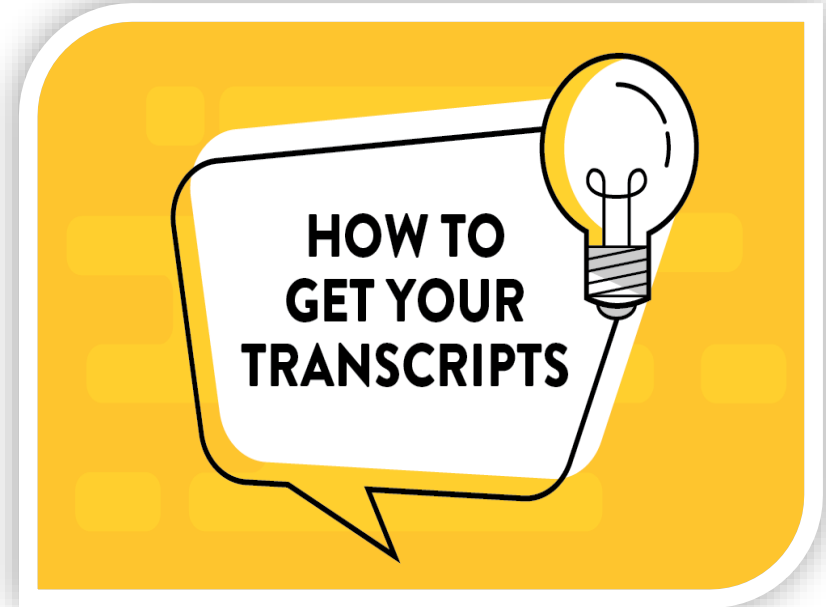




HIGH SCHOOL TRANSCRIPT REVIEW



**One-on-One Transcript Review
In Person or Virtual via TEAMS
Sept-Nov 2020**



**Email Mr. Petrino or Ms. Talone for
Unofficial Transcript**





WHAT MATTERS TO YOU?

Parents: What things are important to you when you think about your child going to college?

Students: What is most important to you when you research colleges?

- Location
- Size
- Majors and Programs
- Support Services
- Affordability/Cost
- Housing
- Campus Life



DO YOUR RESEARCH!

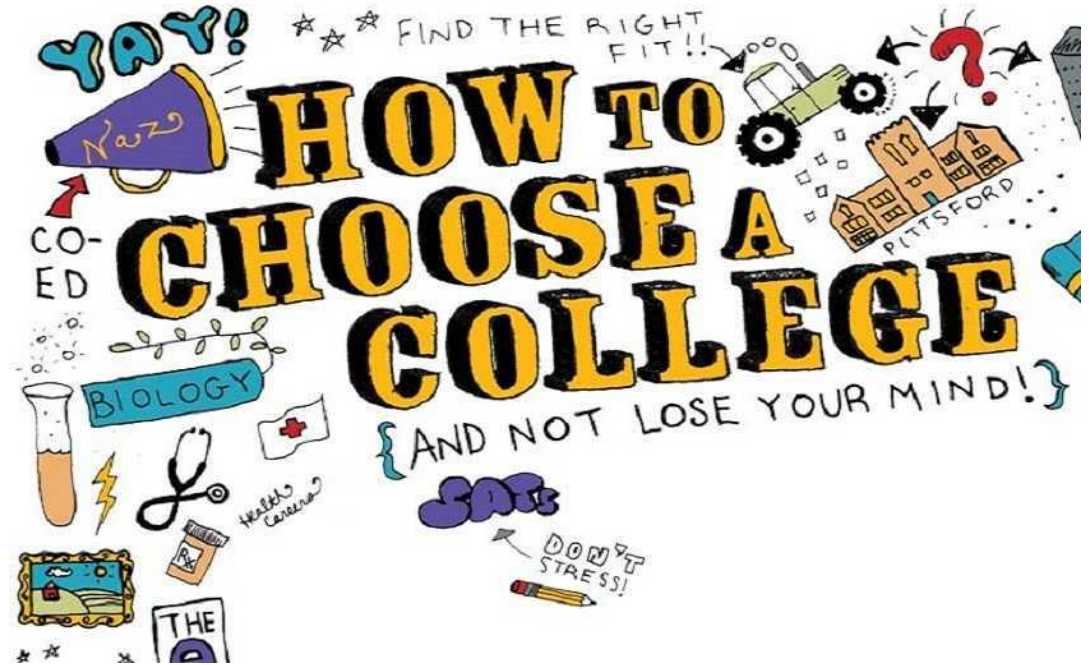
- **Use Naviance** to research & find **best fit** schools (all students have an account - login using **CLEVER**)
- **Virtual college visits** (every college has opportunities - check website)
- **No more than 10-12 colleges**





GREAT RESOURCE FOR COLLEGE RESEARCH

[Click Here](#) for
Ms. Talones
Guidance Webpage





REACH TARGET & SAFETY SCHOOLS

Reach

- Academically challenging – you may not quite fit the college's academic profile
- Selective admissions
- Potentially high cost of attendance

Target

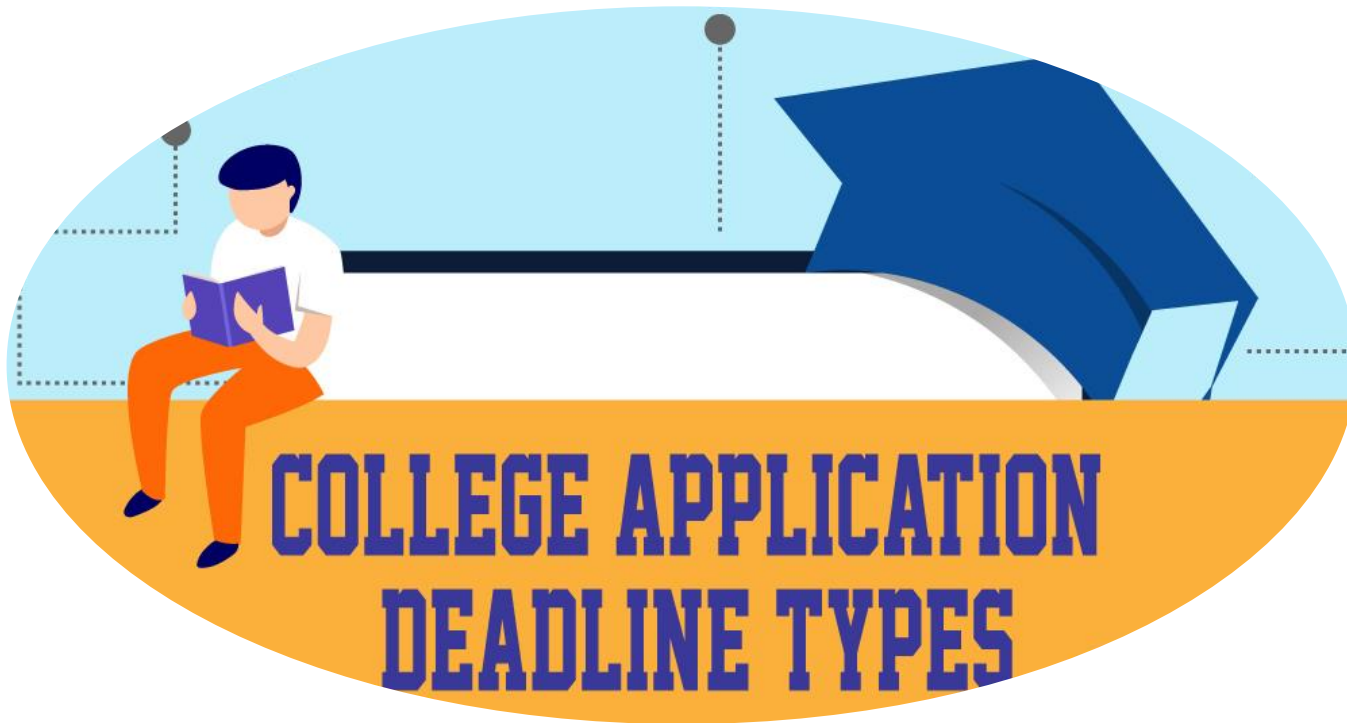
- You are likely to be admitted based on your academic profile
- You would be happy attending that college
- Would not be financially overwhelming to attend

Safety

- Schools where you are almost certain to be admitted
- You would be happy and get a good education there
- Affordable with reasonable effort



COLLEGE APPLICATION DEADLINES



- Let us know if you are applying early to any program
- All students should submit applications at least **10 school days prior** to the application deadline.



COLLEGE APPLICATION CHECKLIST & TRANSCRIPT REQUEST FORM

STEP BY STEP

- Go to the Saunders Website
- Hover over REMOTE LEARNING
- Select CLASS OF 2021 PAGE
- SELECT College Application Checklist & Transcript Request Form
- Fill out one form for EVERY Application

The screenshot shows the website for Saunders Trades & Technical High School. The header includes "YONKERS PUBLIC SCHOOLS" and "OUR SCHOOLS" with an upward arrow. The school's logo, featuring a gear and a hammer, is on the left, with the text "SAUNDERS TRADES & TECHNICAL HIGH SCHOOL" to its right. A "Students" link is visible in the top right. The main navigation bar is blue and contains links for "HOME", "OUR SCHOOL", "TEACHERS", "PROGRAMS", "ATHLETICS", "TECHNOLOGY", "REMOTE LEARNING", and "CALENDAR". The "REMOTE LEARNING" link is highlighted, and a dropdown menu is open, listing "Remote Learning at SHS", "Class of 2021 Page", "Class of 2022 Page", "Class of 2023 Page", and "Class of 2024 Page". The background of the page features a banner for "Virtual College Night" over a landscape image.

Non-Restrictive Application Plans

Regular Decision

Submit an application by a specified deadline and receive a decision by a designated date

Non-Binding!

Rolling Admission

Submit when ready. Schools review applications as they "roll-in". They make admissions decisions throughout the admissions cycle

Non-Binding!

Early Action (EA)

Apply early and receive a decision well in advance of the school's regular response date

Non-Binding!

Restrictive Application

Restrictive Early

Apply to a school and receive a decision early. You may be restricted from applying ED, EA, or REA to other schools. If offered, you have until May 1 to confirm

Non-Binding!

Early Decision (ED)

Make a commitment to a first-choice school where, if admitted, you will definitely enroll. The application & decision deadline occur early

Binding!

You are not restricted from applying to other institutions and have until May 1 to consider your options and confirm enrollment

You are responsible for following all restrictions



OPPORTUNITY PROGRAMS

academic support and retention programs for qualifying low-income students in NY State

Each system has an opportunity program that will help you realize your potential and pay for your education

- **CUNY = SEEK**
- **SUNY = EOP**
- **Private Schools = HEOP**



ARE YOU ELIGIBLE FOR AN OPPORTUNITY PROGRAM?

Number in Household (incl. head of household)	Total Annual Income in Preceding Calendar Year
1	\$23,606
2	\$31,894
3	\$40,182
4	\$48,470
5	\$56,758
6	\$65,046

PLEASE NOTE: This chart should also be used in determining if you qualify for fee waivers.

Not knowing this info can delay your college applications. **COLLEGES WILL VERIFY**



APPLYING TO COLLEGE: WHAT YOU'LL NEED





APPLYING TO COLLEGE: WHAT YOU'LL NEED

- **College Essay**
 - All colleges require & needs to be complete in order to submit
 - Maximum 650 words
 - Topics <https://www.commonapp.org/apply/essay-prompts>
- **Letters of Recommendation**
 - 2 CORE Teachers
 - 1 School Counselor (check with college)
 - Request in advance - teachers may require resume/brag sheet



SAT® ACT®

SAT & ACT EXAMS

SUNY	CUNY	Private
<p>Test Optional you don't have to submit scores to apply</p>	<p>Test Blind they won't even look at your scores if you submit them</p>	<p>Many are now Test Optional</p>
<p>Please check the testing policy of the college(s) that you would like to apply to www.fairtest.org</p>		

SAT

WEDNESDAY OCTOBER 14, 2020

- **COVID Protocols will be in place**
- **Arrival Times and Entry Locations: TBA**
- **SAT Prep: best site is Khan Academy**



TECHNICAL
TRADES
HIGH SCHOOL
NATIONAL BLUE RIBBON SCHOOL OF EXCELLENCE
NEW AMERICAN HIGH SCHOOL



APPLYING TO COLLEGE



APPLYING TO COLLEGE

Common Application	CUNY Application	WCC Application
SUNY and Private Schools	CUNY Schools	Westchester Community College
www.commonapp.org	www.cuny.edu/apply	www.sunywcc.edu



UNDOCUMENTED STUDENTS

- You will not be eligible for federal or state financial aid BUT...
- **Many selective colleges** will meet full financial need for high achieving undocumented students
- **CUNYs** have scholarships and affordable tuition
- **SUNYs** provide in-state tuition
- Financial Aid offices are not sharing your info

**THE 2021 - 2022 FAFSA
WILL OPEN OCTOBER 1, 2020
MARK YOUR CALENDARS!**



Create a New FSA ID

An FSA ID gives you access to Federal Student Aid's online systems and can serve as your legal signature.

Only create an FSA ID using your own personal information and for your own exclusive use. You are not authorized to create an FSA ID on behalf of someone else, including a family member. Misrepresentation of your identity to the federal government could result in criminal or civil penalties.

To create your own personal FSA ID, enter answers for the questions below and select CONTINUE.

* Required

Create An FSA ID

Edit My FSA ID

Email *

Confirm E-mail *

Username *

Password *

Confirm Password *

Are you 13 years of age or older? *

- I am 13 years of age or older.
 I am 12 years of age or younger.

CONTINUE *

[Edit My FSA ID](#)

[Frequently Asked Questions](#)

This is a U.S. Federal Government owned computer system, for the use by authorized users only. Unauthorized access violates Title 18, U.S. Code Section 1030 and other applicable statutes. Violations are punishable by civil and criminal penalties. Use of this system implies consent to have all activities on this system monitored and recorded, which can be provided as evidence to law enforcement officials.



STEP 1: CREATE YOUR FSA IDS

Note: Create 2 FSA IDs!!!

One for student

One for parent

<https://fsaid.ed.gov>

Before you start the FAFSA,

here are the documents you'll need to have on hand. If you're a dependent student, you'll need all of these from your parents as well:

Your Social Security number.



Your driver's license number, if you have one.



Your alien registration number if you're not a U.S. citizen.



Records of investments, including stocks and bonds and real estate (not including the home you live in), and business and farm assets.



A Federal Student Aid PIN to sign electronically. (You can get one at www.pin.ed.gov.)



Bank statements, savings and checking account balances.



Records of untaxed income, including child support, interest income and veterans non-education benefits.



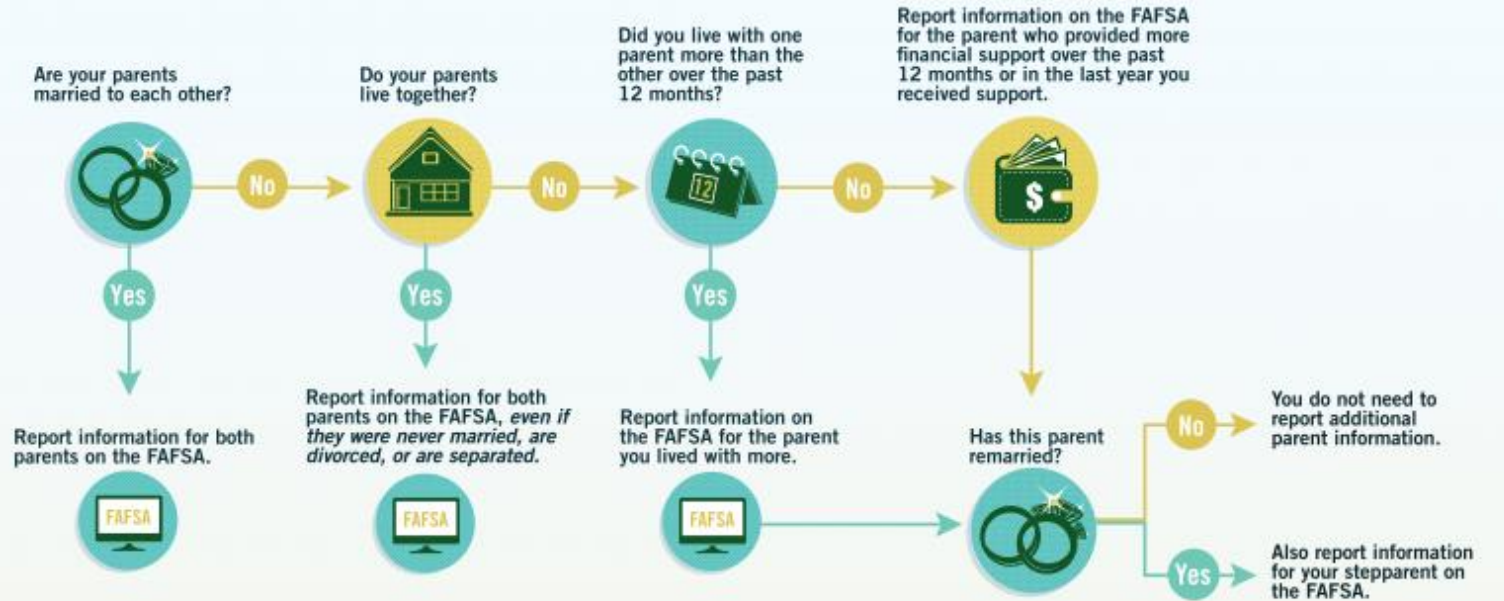
Federal tax, including W-2s.

STEP 2:
GATHER
YOUR
INFORMATION
AND
SUBMIT ONLINE

WHO'S MY PARENT WHEN I FILL OUT MY FAFSA?

Dependent students are required to report parent information on the *Free Application for Federal Student Aid (FAFSA)*.¹ For reporting purposes, "PARENT" means your legal (biological or adoptive) parent or stepparent, or a person that the state has determined to be your legal parent.

Use this guide to figure out which parent's information to include (depending on your family situation).



The following people are not your parents unless they have legally adopted you:



Widowed Stepparent



Grandparents



Foster Parents



Legal Guardians



Older Brothers or Sisters



Aunts or Uncles

If you're not sure whom to report as a parent, you can visit StudentAid.ed.gov/fafsa/filling-out/parent-info or call 800-4-FED-AID (800-433-3243).

¹ If you're not sure whether you are a dependent student, go to StudentAid.ed.gov/fafsa/filling-out/dependency

Federal Student Aid
AN OFFICE OF THE U.S. DEPARTMENT OF EDUCATION

PROUD SPONSOR of
the AMERICAN MIND®

PROCESSING THE FAFSA®

After you submit your FAFSA, your information will be sent to the colleges and/or career schools you listed on the form.

PROCESS TIMELINE

You'll receive an e-mail within a few days, letting you know your FAFSA was processed.

Your college or career school might request additional information from you. Make sure you respond by any deadlines.

FIRST-TIME APPLICANTS

You'll receive an aid offer from each college or career school you applied to and listed on your FAFSA, stating the amount of aid you could receive at the school.

Review and compare your offers, and decide which school to attend based on the school's net cost and how well the school suits your needs.

RENEWAL APPLICANTS

You'll receive an aid offer from your school stating the amount of aid you could receive at the school.

RECEIVING FINANCIAL AID

Formally accept the school's aid offer - and remember, if you're offered student loans, borrow only as much as you really need.

Your school will handle your aid. Ask the financial aid office when and how your aid will be paid out, what it'll cover, and how much (if any) money will come directly to you once tuition and fees are paid.

Get free assistance and answers at fafsa.gov or 1-800-4-FED-AID (1-800-433-3243).

STEP 3: PROCESSING... THE WAITING GAME

Need Help?

[Click Here](#)



TAP: NEW YORK STATE TUITION ASSISTANCE PROGRAM

- The New York State Tuition Assistance Program (TAP) helps eligible New York residents pay tuition at approved schools in New York State.
- Because TAP is a grant, it does not have to be paid back.
- Need Help? [Click Here](#)

LEARN
about TAP

TAP Link on FAFSA

Confirmation - FAFSA on the Web - Federal Student Aid



<https://acc.fafsa.ed.gov/FAFSA/app/fafsa?execution=e1s1>

2012-2013 Confirmation Page

Confirmation Number: F 01500210204 11/08/2011 09:08:12

Data Release Number (DRN): 8915

Congratulations, Testing! Your FAFSA was successfully submitted to Federal Student Aid. You should print this page for your records.

-  **Optional Feature - Transfer your parents' information into another FAFSA** - Do your parents need to complete a FAFSA for your brother or sister? Click here and all the information your parents provided in this application will be transferred to a new FAFSA. Your parents will have to provide a signature again, but that's all.
-  **Optional Feature - Start your state application** - Click here if you want to apply for New York state-based financial aid.



FOLLOWING UP ON THE FAFSA

- FAFSA follow-up is available at <http://www.fafsa.ed.gov>. This site provides resources for managing your FAFSA, including allowing you to:
 1. Add or delete a school code
 2. Check the status of a submitted FAFSA or print signature page which is available one week after submission if you used your FSA ID to sign your application, and two to three weeks after submission if you printed, signed and mailed a signature page.
 3. View and print your Student Aid Report (SAR)
 4. Make corrections to a processed FAFSA




FOLLOWING UP ON THE FASFA

Apply for Aid Each Year You're in College

- Remember, you need to complete the FAFSA not just once, but every year you plan to attend school. If you filled out a FAFSA the year before, you can probably use the shorter Renewal FAFSA and TAP application.

Beware!

- Watch out for organizations that charge a fee to submit your application. You can fill it out for free.
- Be wary of organizations that charge a fee to find you money for school. Some are legitimate and some are scams.
- Generally, any help that you pay for can be received free from your college financial aid office and HESC.



STUDENT TO-DO LIST

- Complete College Essay
- Prepare for SAT on October 14, 2020
- Request recommendation letters
- Know your deadlines and application requirements
- Virtual College Visits
- Prepare for Financial Aid - October 1st, 2020
- Always check emails (all inboxes: SPAM/Junk)
- Check Ms. Talone's Remind messages



CONTACT US



PowerSchool
Parent Portal

PowerSchool

Please email me so I can send you login information to the Parent Portal

My Email: apetrino@yonkerspublicschools.org

**PowerSchool Student Portal Password:
8 digit DOB**



remind

Remind

**Tech Magnets:
[@d82eae](#)**

**Occupational Magnets:
[@3b67ea](#)**

**Vocational Magnets:
[@4g3g7b](#)**



twitter

Twitter

**Twitter Handle is:
[@Saunders_HS](#)**